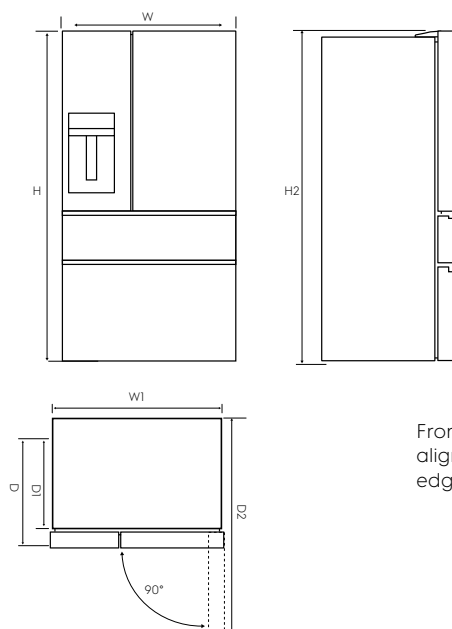


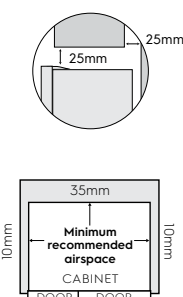
# Dimension Guide

## French Door Refrigeration

**Model:**  
EHE6879A-B

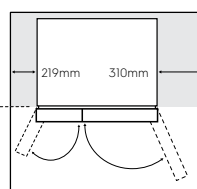


### Minimum Recommended Airspaces



**Please note:** Doors are designed to sit proud of cabinetry (not flush).

Front face of bench aligned to front corner edge of cabinet.

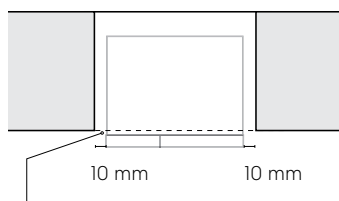


When positioned in a corner area, spacing of at least 310mm on the right hinge side and 219mm on the left hinge side will allow the doors to open enough to enable the removal of bins and shelves.

### Installation options:

#### Minimum side clearance kitchen cabinet

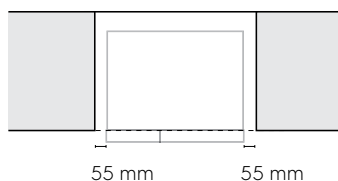
Fridge must sit 25mm proud of kitchen cabinetry.



Fridge must sit 25mm proud of kitchen cabinetry.

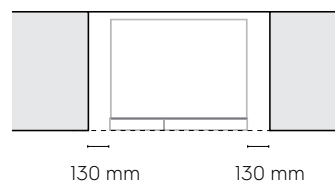
#### Front of fridge in line with kitchen cabinet

Side clearance must be 55mm either side of the fridge, to have the fridge doors siting proud of the kitchen cabinetry.



#### Fridge door flush with the cabinetry

Side clearance must be 130mm either side of the fridge, to have the fridge doors siting flush with the kitchen cabinetry



French door with convertible drawer models	Door width (W)	Total depth (D)	Maximum height (H)	Cabinet width (W1)	Cabinet depth (D1)	Depth door open (D2)	Cabinet height (H1)
EHE6879A-B	913	749	1782	908	625	1189	1730

**Important!** Please ensure that the access to your kitchen (including doorways, corridors, island benches, etc) allows sufficient clearance to move your fridge into position.

**Please note!** Dimensions to be used as a guide only. All customers MUST refer to the user manual supplied with the product for detailed installation instructions.

© 2020 Electrolux S.E.A PTE. LTD. E\_Dim\_EHE6879A-B\_Aug20