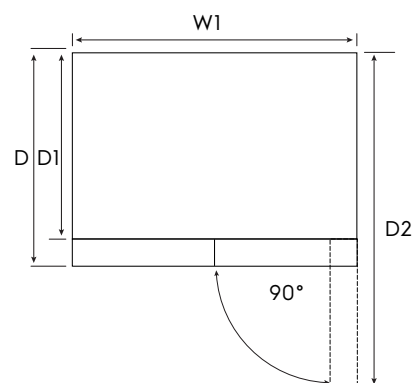
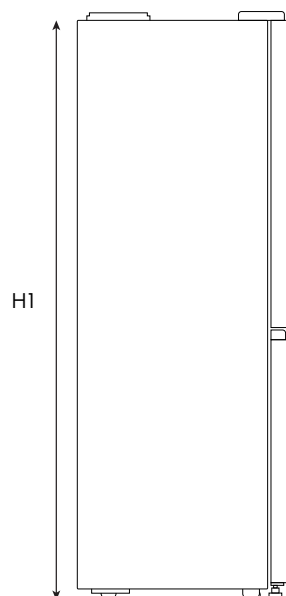
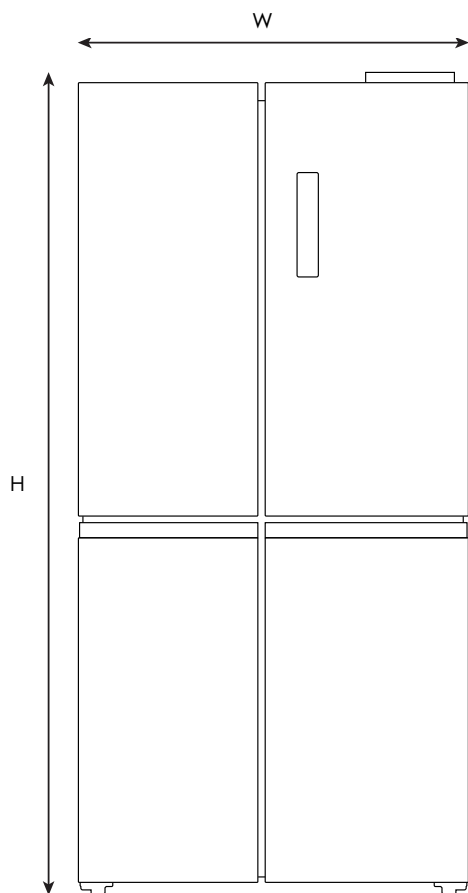


# Dimension Guide

## Quad door refrigerator

### Model:

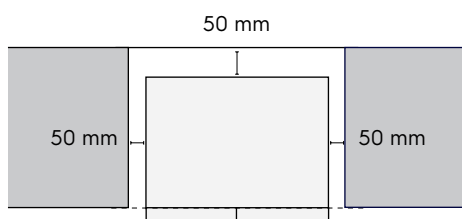
EQE4915A-B



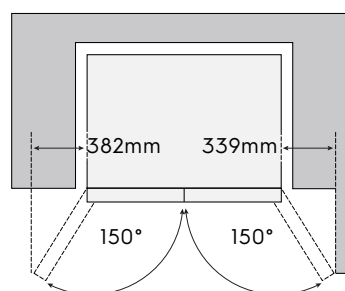
### Minimum Recommended Airspaces

Side clearance must be 50mm either side of the fridge body, to have the fridge doors sitting proud of the kitchen cabinet

Minimum cabinetry opening (WxDxH) :  
936mm x 710mm x 1800mm



Please note : Top gap 20 mm.



When positioned in a corner area, spacing of at least 382mm on the right hinge side and 339mm on the left hinge side will allow the doors to open enough to enable the removal of bins and shelves.

Quad door refrigerator	Door width (W)	Total depth (D)	Maximum height (H)	Cabinet width (W1)	Cabinet height (H1)	Cabinet depth (D1)	Depth door open 90° (D2)
EQE4915A-B	836	702	1780	833	1778	610	1076

**Please note!** Dimensions to be used as a guide only. All customers MUST refer to the user manual supplied with the product for detailed installation instructions.

© 2025 Electrolux S.E.A PTE. LTD. ELX\_DIM\_EQE4915A-B\_Sep25