



Electrolux



Your favourite clothes
deserve to be well cared for

Fabric Care Appliances 2017



TRUSTED IN

EUROPE
FOR NEARLY
100
— YEARS —



Electrolux

You + Electrolux

Dress to impress with Electrolux washing machines for great looking, clean clothes every day.

Your favourite clothes help you look, feel and be your best. With every wash, Electrolux is dedicated to keeping your clothes looking as new and vibrant as the day you first wore them.

With the **Electrolux UltimateCare™** collection, experience care you can see, smell and feel.

TRUSTED IN
EUROPE
FOR NEARLY
100
YEARS



Front Load Washers

Deep clean, keep clothes looking new and vibrant for longer



The **UltraMix™** System premixes detergent and water so that you can use less of both.



Ultimate care for your clothes with the exclusive **UltraMix™** system. Using advanced pre-mixing technology, delivers deeper clean and 31% better colour care. Also uses 75% less energy and 44% reduced washing cycle time.

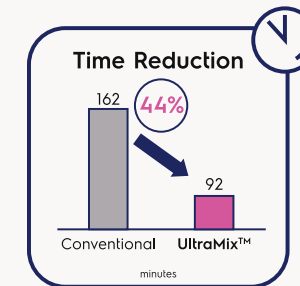
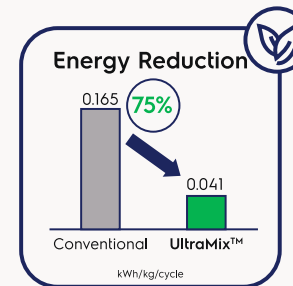
The **UltraMix™** exclusive technology premixes and fully dissolves detergent for a deeper clean and clothes that look new and vibrant for longer.

**Deeper clean even in cold (1.07 IEC Washing Performance > 1.03 industry standard).

**Better care for clothes with 31% less colour fading after 52 washes.



• Reduce energy consumption by 75% and save time by 44%.



In comparison between previous model EWF12932 and the New UltimateCare™ Model I2933. Independently tested and certified by **Intertek

Laundry Tips

Don't overload the washer. Your clothes may not get thoroughly cleaned and this wastes time, energy and water.



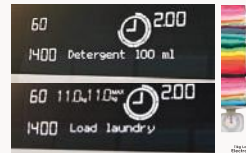
Electrolux front load washers keep your delicate clothing spotless and safe.

Laundry chores made effortless with helpful and intuitive features.



Load Sensor™

Senses load weight and determines the optimum amount of detergent, water and time needed for it.



Add Clothes

Flexibility to add clothes during the washing cycle.*

*Within 10-15 minutes after washing cycle starts depending on the washing program and door lock will not be released if water temperature is above 50°C and water level is above drum.



Vapour Action

Softens fabric for better care while reducing allergens by up to 99.9%*.

*Anti-allergen cycle at cotton 60°C with vapour action.



*Certified by [wfk](#)



EcoInverter Technology

Ensures high energy efficiency and quality performance with minimal vibration.



IQ Touch™

Control panel that offers washing options right at your fingertips.



10 YEAR WARRANTY
MOTOR AND STAINLESS STEEL DRUM

Our front load washers offer a 10 Year Warranty on its motor and stainless steel drum.

Laundry Tips

Remove wet clothes promptly after the wash. If you are unable to dry them immediately, place them in a laundry basket in a well-ventilated area to prevent odours and mildew.

Laundry Tips

Always having trouble finding your socks? Place the socks in a mesh bag before the wash so they won't get separated in the laundry pile.



Smart features help you do your laundry for a perfectly convenient wash every time.

Our front load washers take care of all the little details, so you can leave your laundry woes behind.



Vapour Refresh

Dewrinkles and refreshes clothes within 30 minutes, leaving them smooth and fresh-smelling.



Luxury Quiet

Noise reduction pack that accompanies the Inverter Drive System to achieve quiet washes.



Time Manager

Lets you manage the time it takes to do your laundry while maintaining wash quality.



European appliance brand Electrolux is taking the chore out of doing the laundry, spreading the message that caring for wool is easy.

As a Woolmark licensee and member of the premium Woolmark Apparel Care program, The New **UltimateCare™** washers and washers/dryers have met strict quality and performance criteria, tested by independent laboratories, granting them the right to carry the Woolmark Apparel Care logo.

Washing machine cycles have been tested to demonstrate that they will not cause wool products to suffer from felting shrinkage and is still effective in cleaning.



Electrolux front load washers simply make things better with every wash.

Combining high performance features to deliver more efficient washing.



Jetspray Wash System

Helps increase water circulation on clothing for perfect washing results with less water usage.



XXL Door

Offers easier loading and unloading of your laundry.



Lightcraft™

Intuitive light that illuminates the drum upon opening the door for better visibility.



Flexi Dose

Lets you use both powder and liquid detergents for added convenience.



Inverter Technology

Packs more washing power and efficiency while saving energy and helping the environment.



Favourite Programme

Lets you save and activate your personal washing preference.



Leaf Lifter

Its soft contours ensure gentle tumbling and offer care for delicate clothing.

Lily Drum

Ensures a cleaner wash and gentle tumbling of clothes.

Laundry Tips

To prevent colour fading, add a teaspoon of salt to your clothes when you wash them.

Laundry Tips

When washing dark clothes, turn them inside out to reduce fading.



UltimateCare™ Front Load Washers

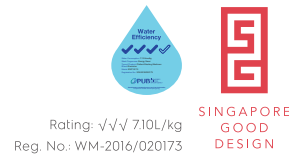
Electrolux washing machines have what it takes to give you clothes that look new and smell great.



EWF14113 UltimateCare™ Front Load Washer

11kg washing capacity

(Product Dimension (W x H x D)
- 600mm x 850mm x 669mm)



Rating: √√√ 710L/kg
Reg. No.: WM-2016/020173

- UltraMix™ + Jetspray System
- EcoInverter Technology
- Vapour Action
- Vapour Refresh
- Time Manager
- Add Clothes
- IQ Touch™
- Favourite Programme
- Luxury Quiet
- Lightcraft™
- XXL Door
- Flexi Dose
- Leaf Lifter & Lily Drum
- Delay End (up to 19hrs)
- Spin Options: up to 1400rpm, no spin, Rinse Hold, Extra Silent
- Prewash, Rinse+, Easy Iron Options



EWF12033 UltimateCare™ Front Load Washer

10kg washing capacity

(Product Dimension (W x H x D)
- 600mm x 850mm x 669mm)

- UltraMix™ + Jetspray System
- EcoInverter Technology
- Vapour Action
- Vapour Refresh
- Time Manager
- Add Clothes
- IQ Touch™ + Rotary knob
- XXL Door
- Flexi Dose
- Leaf Lifter & Lily Drum
- Delay End (up to 19hrs)
- Spin Options: up to 1200rpm, no spin, Rinse Hold, Extra Silent
- Prewash, Rinse+, Easy Iron Options



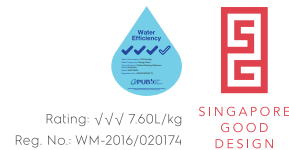
Only available in Malaysia



EWF14023 UltimateCare™ Front Load Washer

10kg washing capacity

(Product Dimension (W x H x D)
- 600mm x 850mm x 669mm)



Rating: √√√ 760L/kg
Reg. No.: WM-2016/020174

- UltraMix™ + Jetspray System
- EcoInverter Technology
- Vapour Action
- Vapour Refresh
- Time Manager
- Add Clothes
- IQ Touch™ + HiFi knob
- Favourite Programme
- Luxury Quiet
- Lightcraft™
- XXL Door
- Flexi Dose
- Leaf Lifter & Lily Drum
- Delay End (up to 19hrs)
- Spin Options: up to 1400rpm, no spin, Rinse Hold, Extra Silent
- Prewash, Rinse+, Easy Iron Options



EWF12933 UltimateCare™ Front Load Washer

9kg washing capacity

(Product Dimension (W x H x D)
- 600mm x 850mm x 669mm)



Rating: √√√ 750L/kg
Reg. No.: WM-2016/020175

- UltraMix™ + Jetspray System
- EcoInverter Technology
- Vapour Action
- Vapour Refresh
- Time Manager
- Add Clothes
- IQ Touch™ + Rotary knob
- XXL Door
- Flexi Dose
- Leaf Lifter & Lily Drum
- Delay End (up to 19hrs)
- Spin Options: up to 1200rpm, no spin, Rinse Hold, Extra Silent
- Prewash, Rinse+, Easy Iron Options





Vapour Care Front Load Washers

Electrolux washing machines have what it takes to give you clothes that look new and smell great.



EWF1497HDW2 Vapour Care Front Load Washer

9kg washing capacity

(Product Dimension (W x H x D)
- 600mm x 850mm x 640mm)



Rating: √√√ 7.40L/kg
Reg. No.: WM-2016/019918

- Inverter Technology
- Vapour Refresh
- Time Manager
- Favourite Programme
- IQ Touch™ + Hifi knob
- XXL Door
- Flexi Dose
- Leaf Lifter & Lily Drum
- Delay Start (up to 20hrs)
- Spin Options: up to 1400rpm, no spin, Rinse Hold, Extra Silent
- Prewash, Rinse+, Easy Iron Options



EWF12853 Vapour Care Front Load Washer

8kg washing capacity

(Product Dimension (W x H x D)
- 600mm x 850mm x 585mm)



Rating: √√√ 7.60L/kg
Reg. No.: WM-2016/020176



SINGAPORE
GOOD
DESIGN

- EcoInverter Technology
- Vapour Action
- Vapour Refresh
- Time Manager
- Add Clothes
- IQ Touch™ + Rotary knob
- XXL Door
- Flexi Dose
- Leaf Lifter & Lily Drum
- Delay End (up to 19hrs)
- Spin Options: up to 1200rpm, no spin, Rinse Hold
- Prewash, Rinse+, Easy Iron Options



Vapour Care Front Load Washers

Our front load washers keep clothes clean and virtually allergen free so you can feel at ease all the time.



ShowerSpray

Directly sprays water and detergent on clothes to help wash away stains.



IDS Self Care

Integrated drain system eliminates the need to clean the drain filter for a hassle-free laundry experience.



Hive Drum

Soft honeycomb pattern offers high performance cleaning while reducing wear and tear on clothes.



Quick 20

An easy 20 minutes wash programme for quick washing on the go.



Auto Sense

Automatically adjusts time, water and energy depending on the load size.



EWF12844 Vapour Care Front Load Washer

8kg washing capacity

(Product Dimension (W x H x D)
- 600mm x 850mm x 568mm)

Rating: √√√ 8.00L/kg
Reg. No.: WM-2015/019187

- Inverter Technology
- Vapour Action
- Shower Spray
- Time Manager: 2 level
- IQ Touch™
- XXL Door
- Flexi Dose
- Quick 20
- Auto Sense
- IDS Self Care
- Hive Drum
- Delay End (up to 20hrs)
- Spin Options: up to 1200rpm, no spin, Rinse Hold
- Soak, Rinse+ Options



EWF10843 Vapour Care Front Load Washer

8kg washing capacity

(Product Dimension (W x H x D)
- 600mm x 850mm x 568mm)

Rating: √√√ 6.10L/kg
Reg. No.: WM-2014/015910

- Vapour Action
- Shower Spray
- Time Manager: 2 level
- IQ Touch™
- XXL Door
- Flexi Dose
- Quick 20
- Auto Sense
- IDS Self Care
- Hive Drum
- Delay End (up to 20hrs)
- Spin Options: up to 1000rpm, no spin, Rinse Hold
- Soak, Rinse+ Options



EWF85743 Vapour Care Front Load Washer

7.5kg washing capacity

(Product Dimension (W x H x D)
- 600mm x 850mm x 568mm)

Rating: √√√ 6.60L/kg
Reg. No.: WM-2014/015902

- Vapour Action
- Shower Spray
- Time Manager: 2 level
- IQ Touch™
- XXL Door
- Flexi Dose
- Quick 20
- Auto Sense
- IDS Self Care
- Hive Drum
- Delay End (up to 20hrs)
- Spin Options: up to 850rpm, no spin, Rinse Hold
- Soak, Rinse+ Options





UltimateCare™ Front Load Washer Dryers

Vapour Care Front Load Washer Dryers

Front Load Washer Dryers | UltimateCare™ & Vapour Care



EWW14113 UltimateCare™ Front Load Washer Dryer

11kg washing / 7kg drying capacity

(Product Dimension (W x H x D)
- 600mm x 850mm x 669mm)



Rating: √√√ 7.40L/kg
Reg. No.: WM-2016/020303

- Ultramix™ + Jetspray System
- Load Sensor™
- EcoInverter Technology
- Vapour Action
- Vapour Refresh
- Time Manager
- Add Clothes
- IQ Touch™
- Favourite Programme
- Luxury Quiet
- XXL Door
- Flexi Dose
- Leaf Lifter & Lily Drum
- Delay Start (up to 19hrs)
- Spin Options: up to 1400rpm, no spin, Rinse Hold, Extra Silent
- Prewash, Rinse+, Dry Time, Dryness Options
- Dryness Selection: Extra Dry, Iron Dry, Cupboard Dry



EWW12853 Vapour Care Front Load Washer Dryer

8kg washing / 5kg drying capacity

(Product Dimension (W x H x D)
- 600mm x 850mm x 585mm)



Rating: √√√ 7.40L/kg
Reg. No.: WM-2016/020305

- EcoInverter Technology
- Vapour Action
- Vapour Refresh
- Time Manager
- Add Clothes
- IQ Touch™ + Rotary knob
- XXL Door
- Flexi Dose
- Leaf Lifter & Lily Drum
- Delay Start (up to 19hrs)
- Spin Options: up to 1200rpm, no spin, Rinse Hold
- Prewash, Rinse+, Dry Time, Dryness Options
- Dryness Selection: Extra Dry, Iron Dry, Cupboard Dry



EWW14023 UltimateCare™ Front Load Washer Dryer

10kg washing / 6kg drying capacity

(Product Dimension (W x H x D)
- 600mm x 850mm x 669mm)



Rating: √√√ 7.40L/kg
Reg. No.: WM-2016/020304

- Ultramix™ + Jetspray System
- EcoInverter Technology
- Vapour Action
- Vapour Refresh
- Time Manager
- Add Clothes
- IQ Touch™ + Hifi knob
- Favourite Programme
- XXL Door
- Flexi Dose
- Leaf Lifter & Lily Drum
- Delay Start (up to 19hrs)
- Spin Options: up to 1400rpm, no spin, Rinse Hold, Extra Silent
- Prewash, Rinse+, Dry Time, Dryness Options
- Dryness Selection: Extra Dry, Iron Dry, Cupboard Dry



EWW12753 Vapour Care Front Load Washer Dryer

7kg washing / 5kg drying capacity

(Product Dimension (W x H x D)
- 600mm x 850mm x 585mm)



Rating: √√√ 8.00L/kg
Reg. No.: WM-2016/020306

- Vapour Action
- Vapour Refresh
- Time Manager
- Add Clothes
- IQ Touch™ + Rotary knob
- XXL Door
- Flexi Dose
- Leaf Lifter & Lily Drum
- Delay Start (up to 19hrs)
- Spin Options: up to 1200rpm, no spin, Rinse Hold
- Prewash, Rinse+, Dry Time, Dryness Options
- Dryness Selection: Extra Dry, Iron Dry, Cupboard Dry



Dryers

If you love it, dry it



Heat Pump Dryers The UltimateCare™ and Energy Saving

Electrolux washing machines have what it takes to give you clothes that look new and smell great.



Our **Ultra Saver A-50%** feature uses 50% less energy than traditional A Class dryers.

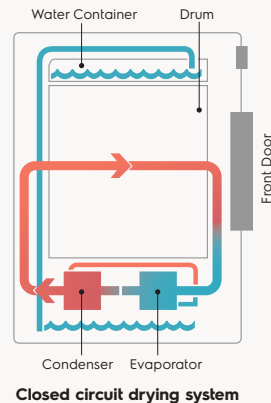


Heat pump technology gently and effectively dries at lower temperature than regular dryers, preserving the life of your garment while also saving energy.

How does it work?

1. Air is heated and circulated round the drum to dry your laundry until it becomes saturated with moisture.
2. The moisture is then condensed out of the air and collected for possible use in other household chores.
3. The heated air and energy are efficiently recycled within the closed circuit, hence less energy is needed to dry your clothes.

In addition, the Heat Pump Dryer generates less heat externally and is gentle on laundry, making it an ideal choice for an eco-friendly household.



Closed circuit drying system



Drum Light

Offers better visibility when loading and unloading clothes.



Wool Programme

Safely dries your delicates, certified by the Woolmark company for safely drying even your hand-wash only, woolen, and silk items.



Inverter Technology

Packs more drying power and efficiency.



Favourite Programme

Lets you save your preferred programme at the touch of a button.



EDH3497RDW Heat Pump Dryer

9kg drying capacity

(Product Dimension (W x H x D)
- 600mm x 850mm x 600mm)

Rating: √√√√ 335kwh
Reg. No.: MELS-ELE-CD 120022



- Heat Pump Condensing
- UltraSaver A-50%
- Inverter Technology
- Blue Woolmark Certified Wool Programme
- Smart Sensor
- Reverse Tumbling Technology
- Anti-Crease
- IQ Touch™ + Hifi Knob
- LCD Display
- 12 Auto Dry Programmes + Refresh Programme
- Time Drying Programme (10min - 2hrs)
- Dryness Selection: Extra Dry, Strong Dry, Cupboard Dry, Iron Dry
- Delay Start (up to 20hrs)
- Drum Light
- Reversible Door
- Max Consumption Power: 900W



EDH3786GDW Heat Pump Dryer

8kg drying capacity

(Product Dimension (W x H x D)
- 600mm x 850mm x 600mm)

Rating: √√√ 390kwh
Reg. No.: MELS-ELE-CD 150014



- Heat Pump Condensing
- UltraSaver A-50%
- Inverter Technology
- Blue Woolmark Certified Wool Programme
- Smart Sensor
- Reverse Tumbling Technology
- Anti-Crease
- IQ Touch™ + Hifi Knob
- LCD Display
- 7 Auto Dry Programmes + Refresh Programme
- Time Drying Programme (10min - 2hrs)
- Dryness Selection: Extra Dry, Strong Dry, Cupboard Dry, Iron Dry
- Delay Start (up to 20hrs)
- Drum Light
- Reversible Door
- Max Consumption Power: 900W



Laundry Tips

To air clothes, use the tumble dry instead of the fully dry that is meant for warm fluffy towels.

Laundry Tips

Clean the lint filter after every cycle. A clogged filter significantly reduces the dryer's energy efficiency.

Clothes come out of Electrolux dryers clean, fresh and ready to be worn again.

Condensing Dryers Versatile Placement and Energy Saving



Reverse Tumbling Technology

Reduces tangling and bunching up of clothes so they dry more evenly.



Anti-Crease

Automatically rotates the drum periodically to minimise wrinkles on your dried clothes if they remain unloaded.



Delay Start

Lets you pre-set the starting time of your dryer programmes.



Smart Sensor

Adapts drying time to prevent over-drying and damage of clothes.



SmartSpace

Allows dryer to be placed side-by-side, wall-mounted and/or stacked on top of your Electrolux front load washing machine.*



*Refer to individual product specification for application.



EDC2086PDW Condensing Dryer

8kg drying capacity

(Product Dimension (W x H x D)
- 600mm x 850mm x 600mm)

- Condensing Technology
- Silver Woolmark Certified Wool Programme
- Smart Sensor
- Reverse Tumbling Technology
- Anti-Crease
- IQ Touch™ + Hifi Knob
- LCD Display
- 7 Auto Dry Programmes
- Refresh Programme
- Time Drying Programme (10min - 2hrs)
- Dryness Selection: Extra Dry, Strong Dry, Cupboard Dry, Iron Dry
- Delay Start (up to 20hrs)
- Reversible Door
- Smart Space: Side-by-side / Stacked
- Max Consumption Power: 2800W



Only available in Malaysia



EDP2074PDW Condensing Dryer

7kg drying capacity

(Product Dimension (W x H x D)
- 600mm x 850mm x 600mm)

- Condensing Technology
- Smart Sensor
- Reverse Tumbling Technology
- Anti-Crease
- IQ Touch™
- Rotary Knob
- LCD Display
- 6 Auto Dry Programmes
- 2 Refresh Programme
- Time Drying Programme (10min - 2hrs)
- Dryness Selection: Extra Dry, Strong Dry, Cupboard Dry, Iron Dry
- Delay Start (up to 20hrs)
- Reversible Door
- Smart Space: Side-by-side / Stacked
- Max Consumption Power: 2800W



Rating: √ 610kwh
Reg. No.: MELS-ELE-CD 130001



Venting Dryers Smart Space



Fast 40

Dry clean clothes for everyday in just 40 minutes while saving energy.



AutoSense

Temperature sensors automatically adjust time and energy depending on the load size, while protecting clothes from over drying.



EDV7552 Venting Dryer

7.5kg drying capacity

(Product Dimension (W x H x D)
- 600mm x 850mm x 620mm)



Rating: √ 702kwh
Reg. No.: MELS-ELE-CD 170001

- Venting Technology
- Smart Sensor
- Reverse Tumbling Technology
- AutoSense
- Anti-Crease
- LED Progress Indicator
- Front / Back Exhaust Outlet
- Auto Dry Programmes: Extra Dry, Normal Dry, Iron Dry
- Special Programmes: Fast 40, Delicate, Refresh
- Timed Drying Programmes: 30mins, 60mins, 90mins
- Delay Start (6, 9hrs)
- Smart Space: Side-by-side / Stacked / Wall-mounted
- Max Consumption Power: 2250W



EDV6552 Venting Dryer

6.5kg drying capacity

(Product Dimension (W x H x D)
- 600mm x 850mm x 620mm)



Rating: √ 643kwh
Reg. No.: MELS-ELE-CD 170002

- Venting Technology
- Smart Sensor
- Reverse Tumbling Technology
- AutoSense
- Anti-Crease
- LED Progress Indicator
- Front / Back Exhaust Outlet
- Auto Dry Programmes: Extra Dry, Normal Dry, Iron Dry
- Special Programmes: Fast 40, Delicate, Refresh
- Timed Drying Programmes: 30mins, 60mins, 90mins
- Delay Start (6, 9hrs)
- Smart Space: Side-by-side / Stacked / Wall-mounted
- Max Consumption Power: 2250W



Style with flexibility

Fit your dryer in different layouts according to the size and style of your laundry space.

Side-by-side

For a spacious layout.



Stacked

Save space and mount it on top of a front load washer with the special stacking kit.



Wall-mount*

Maximise your laundry room when you **wall-mount*** the venting dryer.



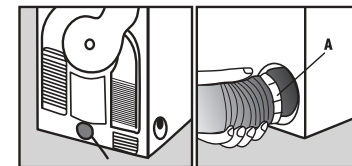
* Applicable to models EDV6051 and EDV7051 only.

Which is better: Venting or Condensing?

Choose the perfect dryer to suit your needs.

Venting


- Requires an air hose to extract moisture from the drying chamber.
- Requires a suitable space to vent the air or an open window near the dryer unit.



Condensing

- Requires no air hoses to extract moisture from clothes, as they are collected in a reservoir.
- Saves space as no cumbersome hoses are required, thus suitable for areas with limited space like small apartments.





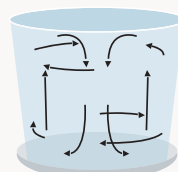
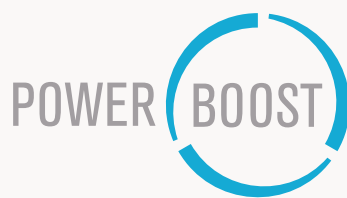
Gentle yet powerful

Our **Power Boost** top load washers boast superior washing performance while taking gentle care of your clothes.

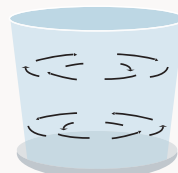


Power Boost

Power Boost Drive combines with concentrated soak to clean even soiled clothes with ease.



Power Boost wash system



Normal pulsator



Air-Freshed Drying

Circulates air inside the tub to dry and freshen your laundry.



Quick-Clean Tub

Offers effortless tub cleaning for more hygienic laundry.



Rinse Hold

Lets you Rinse, Drain, or Spin whenever you want for less creased clothes.




Favourite Programme

Lets you save and activate your personal washing preference.

Laundry Tips

Having trouble finding your socks? Place them in a mesh bag before the wash so they don't get separated in the laundry pile.

Top Load Washers



Rating: √√√ 8.60 L/kg
 Reg. No: WM-2014/015886
EWT903XS
 • Power Boost
 • Rinse Hold
 • Quick-Clean Tub
 • Air-Freshed Drying
 • Favourite Programme

EWT854XS*
 • Power Boost
 • Rinse Hold
 • Quick-Clean Tub

Rating: √√√ 8.50 L/kg
 Reg. No: WM-2014/015889
EWT754XW
 • Power Boost
 • Rinse Hold
 • Quick-Clean Tub

EWT654XW*
 • Power Boost
 • Rinse Hold
 • Quick-Clean Tub

*Only available in Malaysia.



Model Number	EWT903XS	EWT854XS*	EWT754XW	EWT654XW*
Washing Technology	Power Boost Pulsator	Power Boost Pulsator	Power Boost Pulsator	Power Boost Pulsator
Loading Capacity	9kg	8.5kg	7.5kg	6.5kg
Spin Speed (RPM)	700	700	700	700
No. of Programmes	9	4	4	4
Power Boost Option	• (Regular)	• (Regular)	• (Regular)	• (Regular)
3D Waterfall	•	•	•	•
Rinse Hold	•	•	•	•
Magic Filter	•	•	•	•
Favourite Programme	•	•	•	•
Air-Freshed Drying	•	•	•	•
Quick-Clean Tub	•	•	•	•
Display	LED	LED	LED	LED
Water Level Adjustment	10 Levels	4 Levels	4 Levels	4 Levels
Buzzer	•	•	•	•
Auto Power Off	•	•	•	•
Delay Time	Delay Start (1-18hrs)	Delay Start (1-18 hrs)	Delay Start (1-18 hrs)	Delay Start (1-18 hrs)
Adjustable Leg	Front Right	Front Right	Front Left	Front Right
Product Dimensions (mm)	W580 x H950 x D600	W580 x H950 x D600	W560 x H950 x D575	W530 x H920 x D550
Colour	Silver	Silver	White	White

Gentle fabric care

Handle delicate clothing with ease.



Wrinkle-free clothes without the complications; experience the savvy solution to garment care with the ErgoSteam™ and EasyLine™ garment steamers.

ErgoSteam™ 3 steam power settings allow for optimal garment care - from delicate scarves to jacket suits.

- **Powerful performance**
Powerful 35g per min. steam output and 70 minutes of continuous steaming
- **Large capacity**
2.1 litre removable water tank
- **Fast heat up**
Ready in 55 seconds

EasyLine™ lets you steam piles of clothes with up to 90minutes of continuous steam.

- **Powerful performance**
Powerful 30g per min. steam output
- **Large capacity**
Extra large 2.3 litre removable water tank
- **Fast heat up**
Ready in 55 seconds



EGS2103

- Safety Auto-off when out of water
- Steam (g/min): 35g/min
- Continuous Steam (one full tank): 70min
- Water tank capacity: 2.1L
- Removable water tank
- Heat-up time less than 55seconds
- 3 levels steam control
- Power indicator on/off
- Colour: White & Juniper Berry



EGS2003

- Safety Auto-off when out of water
- Steam (g/min): 30g/min
- Continuous Steam (one full tank): 90min
- Water tank capacity: 2.3L
- Removable water tank
- Heat-up time less than 55 seconds
- Power indicator on/off
- Colour: White & Watermelon Red

Accessories: Protective glove, trouser rack, line clip, static brush, brush, and garment clip.

Complete your laundry room

Smoothen creases and wrinkles with these little helpers.

Protect your fabric and enhance your ironing experience

Suitable for ironing your delicate **silk** blouses at a low temperature of less than **110°C**.

Clothing labels that have this symbol would indicate that they are suitable for dry irons.



For **wool** clothings, ironing in medium heat of less than **150°C** is the most ideal setting.

Ideal for **cotton** and **linen** clothing items, at a high temperature of less than **200°C**.

As shown, it is not meant for ironing or to be pressed under the iron at all.

Steam Irons



ESI6123

- RESILIUM™ Soleplate with 500 Steam Holes
- XL Safety Stand with Patented Rubber Heel
- Automatic Steam Adjustment
- Hot Soleplate Indicator
- 3-way Safety Auto-off
- Vertical Steam
- Safety Light Guide
- Steam Output: 40g/min
- Steam Shot: 130g/shot
- Anti-drip System
- Colour: Deep Blue
- Power Rating: 2200W
- 350ml water tank
- Anti Calc
- Anti Scale System
- Self-clean System



ESI5226

- Glissium™ 80 Ceramic soleplate
- 120g powerful shot of steam
- 2m long cord with 360° swivel cord
- 3-way auto safety shut off
- Comfort handle
- Safety rubber stand
- Power Rating: 2400W



ESI15116

- Non-stick soleplate
- 100g powerful shot of steam
- 1.8m long cord with 360° swivel cord
- Comfort handle
- Safety rubber stand
- Power Rating: 1800W



ESI4005


- 1500W, Non-stick
- Stepless temperature dial
- Anti-Calc, Pilot Lamp
- Steam Output: 30g/min
- Steam Shot: 70g/min
- 250ml water tank
- Vertical Steam, Drip drop, Anti Scale & Self Clean System

Dry Irons



EDI1004

- EasyLine™ Dry Iron
- Non-stick Soleplate
- 360° Swivel Cord
- Temperature Control
- Safety Light Guide
- Colour: Red
- Power Rating: 1300W



Designed & engineered in Europe

MALAYSIA

Electrolux Home Appliances Sdn. Bhd. (175660T)
7th Floor, Tower 2, Jaya 33,
No.3, Jalan Semangat, Seksyen 13,
46200 Petaling Jaya,
Selangor Darul Ehsan, Malaysia.




Customer Care Hotline: 1-300-88-1122

Fax: 603-7955 6211

E-mail: malaysia.customercare@electrolux.com

Website: www.electrolux.com.my



Follow us on  facebook.com/ElectroluxMalaysia

 twitter.com/ElectroluxMY

SINGAPORE

Electrolux SEA Pte Ltd
No. 1, Fusionopolis Place,
Galaxis #07-10
Singapore 138522.



Customer Care Services: +(65) 6727 3699

Fax: +(65) 6727 3611

E-mail: customer-care.sin@electrolux.com

Website: www.electrolux.com.sg



Follow us on  facebook.com/ElectroluxSingapore



Dealer's Stamp